








# FEBRUARY

LEARNING ACTIVITIES



Cut these and use them to place with the correct pattern above.










Cut these and use them to place with the correct pattern above.

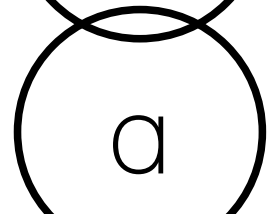
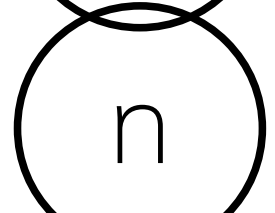
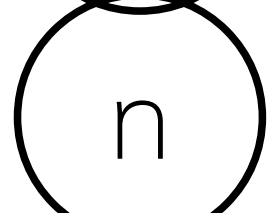


















Cut along the lines and match all the mittens .










Write each letter of the child's name on a circle to make it look like this





Cut these shapes to match with the shapes that can be found in the snowflakes on the previous page.




Add the number of marshmallows in the mug to the number on the mug.



\*You will need marshmallows for this activity.





Use stickers to fill the heart.